

User Manual



IMPORTANT INFORMATION

If you do not follow the instructions for use your test results may be inaccurate and your warranty may become void.

IMPORTANT NOTE: YOU MUST WAIT AT LEAST **20 MINUTES** AFTER YOUR LAST ALCOHOLIC DRINK BEFORE USING ALCOLIMIT *Enforcer 2* OTHERWISE INACCURATE READINGS OF YOUR BLOOD ALCOHOL LEVEL WILL BE DISPLAYED ON THE SCREEN.

PARTS OF YOUR BREATHALYSER



AlcoLimit's Flow Control Technology checks the flow rate of your breath. An adequate air sample must be received before it will provide you with a reading. This is just one of the safety measures built into the AlcoLimit range.



AlcoLimit's Intelli-sensor Recognition Technology checks the sensor condition every time you use your breathalyser. Stability of the sensor is analysed as well as the level of alcohol residue built-up on the sensor. An indication will be given if the sensor needs recalibration.

SPECIFICATIONS

Usage	Personal / Professional
Sensor Type	Semi-conductor Alcohol Sensor with Gas Flow Sensor built-in
Accuracy	AS3547 Certified accuracy Calibrated to Australian & NZ legal limit
Range	0.00 – 0.40g / 100mL
Display	LED with Backlight
Usage Monitor	Cumulative test counter on start-up
Warm-up time	< 20 seconds
Breath Sampling Time	3 seconds (approx.) Gas flow sensor means a minimum flow must be received to get a reading
Time Between Retests	< 4 seconds (Fast mode) < 20 seconds(Normal Mode)
Housing	Shock Resistant Plastic
Weight	115g with batteries
Power Source	2 x 1.5V 'AA' Alkaline batteries
Power Usage	Over 200 times
Dimensions	137 x 73 x 44mm
Warranty	1 year manufacturer's warranty
Recalibration	Workplace use: Monthly Personal use: 6-12 months or at least every 200 uses Recalibration cost \$45
Mouthpieces	Enforcer 2 has 5 supplied, additional available

Specifications are subject to change for the purpose of product improvement.

For all after-sales service and enquiries please contact the manufacturer:

AlcoLimit Breathalysers Pty. Ltd.

P.O. Box 1106

Manly, N.S.W. 1655

Australia

Ph: 1300 667 661 or +612 9939 3077

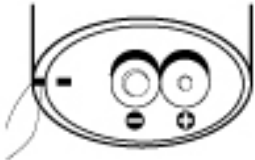
Website: www.alcolimit.com.au

Email: sales@alcolimit.com.au

USAGE

Turning on the power

First, place 2xAA batteries (supplied) into your ALCOLIMIT Enforcer 2 in the correct direction as marked on the battery cover.



Be sure to use high quality **alkaline** batteries (preferably Duracell). We recommend removing the batteries while the unit is in storage to prevent them going flat. High quality 1.5V Alkaline batteries must be used. Rechargeable batteries will not work as they are a lower voltage.

Your Enforcer 2 can be operated in two modes:

nor

Normal mode will display digital readings (i.e. 0.03%BAC)

FSr

Fast mode will simply display '0' or 'Hi'. (under or over 0.02%BAC)

To turn on hold down the on/off button, and you will first see a number representing the usage counter of the Enforcer 2. Then it will cycle between

nor

and **FSr** and the usage counter, and so on until you release the on/off button. (i.e. if you want to use it in normal mode release the on/off button when

nor

is on the screen).

Normal mode is also the default mode of operation when the unit is turned on by holding the button down briefly.

To operate in normal mode:

Depress the on/off button for 2 seconds or until **nor** appear. The countdown process will start and countdown from **256** to **0**.

Insert a mouthpiece into the unit. Once **0** appears you will hear a double beep.

Blow one consistent deep breath into the sensor. There will be a continual long beep while you are blowing. Once your ALCOLIMIT Enforcer 2 has received enough airflow you will hear a double beep signaling you to stop.

If inadequate airflow is received, the word **Flw** will appear on the screen. Do not block the air hole on the opposite side of the mouthpiece while testing as this will affect the airflow.

Your %BAC reading will then be displayed on the screen for 15 seconds. And the unit will turn itself off. To retest, simply turn the unit on again.

PLEASE NOTE: If you do not test yourself within 10 seconds of the unit

becoming 'READY' the word **Out** will appear on the screen and you will need to start again.

To operate in fast mode:

Depress the on/off button. Hold it down until you see the letters

F57 appear. Release the on/off button once **F57** appears. The countdown process will start and countdown from **256** to **0**.

The letters **F57** will appear again confirming it is ready for testing. If **F57** doesn't appear, start again.

Blow into the air hole for 3 seconds holding your mouth 1-2 cms from the hole (no mouthpiece is used). A zero will scroll across the screen then your reading will

appear on the screen as **0** or **Hi**. (see Display & Interpretation)



Your mouth should be 1-2cms from the hole without touching the unit.

After displaying your reading the unit will automatically reset for retesting by

displaying **F57**.

PLEASE NOTE: Alcohol vapour on your breath will cause a higher reading. We recommend having a glass of water prior to testing and waiting at least 20 minutes after your last drink for accurate results. Not waiting the required 20 minutes will saturate the sensor unnecessarily and may cause sensor damage. This is not covered under your warranty. Please always wait 20 minutes after consuming any alcohol to avoid this problem.

DISPLAY & INTERPRETATION

Result Type	Digital Display
Negative	 (0.00-0.01%BAC)
Positive	 (0.02-0.40%BAC) (Please note: 0.40 is 8 times the legal limit of 0.05%BAC)

In Normal mode readings above 0.40%BAC will be displayed as 0.40%BAC.

This device is a 0.02%BAC device (0.02%BAC is equal to 0.02grams of alcohol per 100ml of blood).

Australian Customers: The Australian drink driving cutoff for people on a full license is 50mg per 100ml of blood. This equates to 0.05%BAC.

This is current as at June, 2014. The Australian Govt. may change this level in the future so please check before driving.

NZ Customers: The New Zealand drink driving cutoff for people over 20 years old is 80mg per 100ml of blood. This equates to 0.08%BAC.

This is current as at June, 2014. NZ Authorities have passed a law to change this level in the future down to 50mg (0.05%BAC) so please check before driving.

TROUBLESHOOTING GUIDE

Symptom	Solution
Unit turns on and counts down then turns itself off	Not enough power - replace batteries
The LCD display shows the characters 'bat' in a digital font.	Not enough power - replace batteries
Unit doesn't power up at all	Check batteries are new and in the correct direction +/-
The LCD display shows the characters 'CAL' in a digital font.	Recalibration is required
The LCD display shows the characters 'Er4' in a digital font.	Recalibration is required
The LCD display shows the characters 'Fl0' in a digital font.	Inadequate airflow received. Keep blowing until you receive a double beep
The LCD display shows the characters 'Out' in a digital font.	Unit has timed out. You need to restart. Ensure you blow into the unit within 10 seconds of it becoming ready
Readings are inaccurate	Ensure you've waited 20 minutes after drinking any amount of alcohol. If this rule is not adhered to on <u>all</u> occasions, unnecessary alcohol residue build-up on the sensor will occur. If in doubt, send your unit for recalibration

For any other issues please call our customer centre on 1300 667 661 or +612 9939 3077 (NZ customers)

WARNINGS (Please read carefully)

- Closed rooms with poor ventilation, pollution, smoke or air conditioning may delay the time for resetting between tests.
- Not waiting at least 20 minutes after your last alcoholic drink will cause inaccurate readings, and if you continue to misuse ALCOLIMIT Enforcer this way you will damage the sensor beyond repair (not covered under warranty). Have a glass of water or other non-alcoholic beverage to minimise alcohol vapour in your mouth as the vapour can cause a higher reading.
- Retest 2-3 times to obtain a reliable test result. We suggest you then wait a further 10 - 20 minutes and retest to check that your level has stabilised and not increased.
- Medications, mouthwash and chewing gum can contain small doses of alcohol or menthol so do not consume anything for at least 20 minutes prior to testing.
- Blood alcohol concentration can continue to rise for up to 2 hours after the cessation of drinking. If the reading is close to the limit it is advised to wait a further 10-20 minutes and retest to determine whether your %BAC has stabilised.
- It can take 10 hours or more to return to a zero reading after a high blood alcohol level has been reached. A further test should be carried out later in the day or the following morning.
- If you are taking ALCOLIMIT Enforcer overseas or using it at a different altitude please be aware that the calibration may be affected.
- Do not blow cigarette smoke or liquid into the tester.
- Alcohol affects each individual differently depending upon many factors; type of alcohol, muscle mass, weight, full or empty stomach, immune system, gender, regularity of drinking.
- Those with diabetes may find they can drink large volumes of alcohol yet still read 0.00%BAC. This does not mean your ability to drive is not impaired.
- Do not use ALCOLIMIT Enforcer as a tool to drink and drive. There is no safe level of alcohol consumption before driving or operating machinery.

STORAGE CONDITIONS

Keep free from dust, dirt, and small particles as they may clog the sensor.

Keep in a cool dry place.

Keep out of extreme temperatures.

Keep out of reach of children.

Keep away from electrical interference.



Do not drop, knock or shake.

Remove batteries prior to storage.

RECALIBRATION

The calibration period of ALCOLIMIT Enforcer is 30 days. For professional use we recommend recalibration every 1-3 months and for personal use every 3-12 months.

Recalibration is required because alcohol residue builds up on the sensor and this must be cleaned because it affects the accuracy of the device over time. The sensor needs to be cleaned professionally. Do not try and clean it yourself as you will damage the sensor and the device will not work properly. A specially calibrated alcohol simulator is used to recalibrate ALCOLIMIT Enforcer and the electronics need to be reset during recalibration.

After 200 uses the letters  will appear on the LCD screen at start up, indicating recalibration is due. Depending upon the concentrations of alcohol blown into the sensor over time, your ALCOLIMIT Enforcer may require recalibration sooner. If your ALCOLIMIT Enforcer displays  on the screen or you receive erratic readings, please send it to us for recalibration.

If you have any doubt about the readings you are receiving from your ALCOLIMIT Enforcer then please send your unit to us for recalibration.

Periodic recalibration is required because over time breath alcohol testing devices may drift from their calibration setting even when not used.

Additional mouthpieces may be purchased online at www.alcolimit.com.au or by calling **1300 667 661**.

SELF REPLACEABLE SENSOR TECHNOLOGY



AlcoLimit Enforcer 2 now comes with self-replaceable sensor technology enabling you to perform servicing yourself. Now you'll never be without your breathalyser while it's away at our service centre.

Simply order a replacement sensor module, remove the screw at the rear of the breathalyser and replace the sensor module.

All sensor modules are calibrated at the time of receiving your order and overnight express posted to you so you receive it the next day. The cost is \$45 and includes postage charges.

To view a video of how easy it is to perform this service please go to our website at www.alcolimit.com.au.

While performing this sensor change if you have any issues our technicians can assist you over the phone or if you get really stuck you can then send your breathalyser and sensor to us for professional servicing at no extra charge.

Professional Recalibration Costs and Procedure:

Recalibration costs \$45 AUD/approx. \$55NZD and includes return postage to you within Australia and NZ via Australia Post Express.

Post your ALCOLIMIT unit to :

AlcoLimit Breathalysers Pty. Ltd.
Recalibration Dept.
P.O. Box 1106
Manly, N.S.W. 1655

When posting your ALCOLIMIT Enforcer to us you are advised to send it Registered Mail for tracking purposes. Australia Post sells a padded bag size 0 which fits ALCOLIMIT Enforcer perfectly.

You must include the following:

- your name
- return postal address
- daytime phone no.
- payment
- instruction manual to update service record

Payment can be made via cheque or money order made out to:

'AlcoLimit Breathalysers Pty. Ltd.'

Or you may call us on **1300 667 661** to pay with credit card.

Your unit will usually be returned to you within a week.

If you have any questions regarding recalibration, please call us on

1300 667 661 or +612 9939 3077

For NZ Customers we recommend payment via Credit Card.

WARRANTY

Manufacturer warrants for one calendar year the product to be free from defects in workmanship or materials (excluding calibration) in normal service from the date of purchase. Manufacturer's obligation under this warranty is limited to replacing or repairing the unit if returned along with proof of purchase. This warranty is void if unit has been tampered with, misused, dropped, maliciously damaged or used for any purpose other than that intended.

The cost to return the unit to the manufacturer's service centre is at the expense of the consumer. The consumer is welcome to drop the unit off at our service centre in person. The consumer must contact our customer service centre prior to returning the unit to us to enable our technicians to diagnose the fault over the phone.

Upon returning the unit to our service centre under warranty, should the unit be found not to be faulty, the consumer is liable for the freight cost to return the item to them. Should the unit be found to be faulty the freight cost to return the item to the consumer will be borne by the manufacturer.

Our goods come with guarantees that cannot be excluded under the Australian Consumer Law. You are entitled to a replacement or refund for a major failure and for compensation for any other reasonably foreseeable loss or damage. You are also entitled to have the goods repaired or replaced if the goods fail to be of acceptable quality and the failure does not amount to a major failure.

DISCLAIMER

AlcoLimit Enforcer is recommended as a screening device only. The reading you receive is not legally binding in a court of law, ALCOLIMIT Enforcer is to be used only as a guide. The only true indication of your %BAC is a blood test.

Probationary drivers and machinery operators should check with their state authority or employer as to whether a 0.02%BAC or zero tolerance applies to them. We do not recommend driving or operating machinery with any amount of alcohol in your system. Heavy fines and penalties may apply and the presence of alcohol in your system may void your insurance.

The manufacturer gives no warranty, express or implied, as to the ability of ALCOLIMIT Enforcer to determine or detect intoxication or to accurately indicate your blood alcohol level. The manufacturer assumes no responsibility in circumstances where a person who has used the device and received an indication of the presence of alcohol in his/her exhaled breath is later found to be under the influence of or their judgment has been impaired by alcohol; and will in no circumstances be liable for any loss or damage in contract or tort (including negligence) or otherwise suffered by any person arising directly or indirectly from the use of ALCOLIMIT Enforcer.

The manufacturer, importer or distributor takes no responsibility whatsoever for the use of this product for any reason. This product must not be used as a tool for determining whether a person is able to operate a vehicle or machinery. The intake of any alcohol will impair reflexes and judgment to operate motor vehicles and machinery.

For further information on ALCOLIMIT Enforcer, and to view other models available, see our website: www.alcolimit.com.au or call our information line on **1300 667 661**.

ADDITIONAL PRODUCTS AND ACCESSORIES

<h3>Enforcer 3 Breathalyser</h3>  <p>Precise, durable and portable. Includes fast mode for rapid testing of large volumes of people. (ALCO-008)</p> <ul style="list-style-type: none"> - 3 decimal place accuracy - Range of 0.000-0.110%BAC - Calibrated for the Aust. & NZ Legal Limit 	<h3>Self-replaceable Sensor</h3>  <p>Simply pop out your old sensor and insert a new one. No need to return your breathalyser to us for servicing. (ALCO-026)</p> <ul style="list-style-type: none"> - Precalibrated to the Aust. & NZ Legal Limit - Easy to install yourself - Sent via overnight freight
<h3>Mouthpieces</h3>  <p>Individually wrapped, disposable mouthpieces suitable for personal and professional use.</p> <ul style="list-style-type: none"> - Pack of 10 (ALCO-030) - Pack of 50 (ALCO-020) - Pack of 500 (ALCO-043) 	<h3>Calibration Certificate</h3>  <p>Maintain WH&S records easily by ordering a calibration certificate.</p> <ul style="list-style-type: none"> - Ensure WH&S compliance - Includes all breathalyser details <p>Evidence of compliance with AS3547</p>
<h3>Breathalyser Training</h3>  <p>Online training is available for those performing workplace testing – a Statement of Attainment is issued upon completion.</p> <ul style="list-style-type: none"> - Ensure OH&S compliance - Takes about 60 minutes to complete 	

